

Seating Series

Harmony™



**GLOBALcare**  
Quality of Life Products™

*1,2,3 seat sizes available!*



### *Fit your Body. Match your Shape.*

Healthcare applications need products that will withstand the rigorous demands of the environment. Seating must be able to accommodate various body types, extended hours of chair use and exposure to environmental factors. The Harmony Series has been developed to be able to respond to all these factors.

Harmony has three back heights. All back heights offer a compound curved back shape. A 5¼" ratchet back adjustment is available on most models to further customize comfort. Three contoured high density Ultracell Bio Foam seat sizes allow for selecting the most suitable seat depth and width. Five different height mechanisms are

offered to match the job including specialized models for Heavy Duty 24 Hour or Multi-user applications such as call centers and emergency triage areas.

Standard product models are tested to 300lb active weight capacity, Heavy duty 24 Hour models are tested to 350lbs active weight capacity and the very specialized Bariatric models are tested and warranted for users up to 500lbs.

Infection control and housekeeping practices are respected in several construction details such as moisture resistant under the seat surface, stitch detailing on seat and back and the ability to offer sealed seams.



**GC36033-2**  
High Back Knee-tilter with Schukra and generous seat



**GC35022-4**  
Medium Back Tilter with standard seat



Armrests are standard at a low rise height.



Standard with width adjustable Vari-Width (WA) arm extensions.



Adjustable Self Skinned Urethane armcaps (SSU) are standard. All movements are activated by push buttons embedded in the armcap.



Armcaps slide forward and backward.



Armcaps slide over top of the seat to allow for a narrower space between arms.



Armcaps articulate inwards and outwards by 15°.



**GC35122-5**  
Armless Medium Back Operator with standard seat



**GC35211-6**  
Low Back Task Stool with small seat



Vertical back height ratchet adjustment of 5/4", standard on most models. Back support upright is 3" wide for extra strength.



Seat depth adjustment (MD) standard on Multi-tilters (except Bariatric models) and optional on Knee-Tilters.



Soft Descent pneumatic cylinder on most models.



Schukra™ lumbar support is adjustable to suit user's comfort requirements. Standard on most models.



*Mechanisms*



**GC35022-3**  
Medium back Multi-tilter with standard seat



**Multi-Tilter** Independent, infinite position back angle adjustment. Infinite position tilt-lock control. Infinitely adjustable seat angle with forward and rearward incline. Standard sliding seat depth adjustment (MD).



**Knee-Tilter** Independent, infinite position back angle adjustment, infinite position tilt-lock control, tilt-tension adjustment. Optional sliding seat depth adjustment (MD).



**Operator** Single lever seat and back angle adjust independently of each other with infinite position lock control.



**Tilter** Upright position tilt-lock control. Tilt tension control. Manual seat depth adjustment.



**Task** Fixed back. Manual seat depth adjustment.



**24 hour Multi-Tilter** built for Multi-Shift use. Constructed with heavy duty components. Independent, infinite position back angle adjustment. Infinite position tilt-lock control. Tilt tension adjustment. Forward sloping seat angle switch.



**500LB ACTIVE WEIGHT CAPACITY WARRANTY**



Adjustable headrest on selected models

Optional outer back black ballistic nylon fabric

Vinyl dipped solid steel loop style arm  
Width adjustable by 1¼" on each side

Back support upright is 3" wide for extra strength

Seat standard with Ultracell high density,  
highly resilient Bio Foam



Seat width between arms is 25¼" adjustable to 28¼"

Side tension adjustment

Heavy duty pneumatic cylinder

Heavy duty six legged steel base

Large diameter 3" casters

**GC35034-3**

High Back Bariatric Multi-Tilter



The solid steel loop style arm is vinyl dipped, warm to the touch and impact absorbent.



Large diameter 3" black specially designed casters provide easy mobility for users up to 500lbs.



Side tension adjustment, can be reached from a seated position.



32" Diameter, heavy duty six legged oval tubular steel base.



**350LB ACTIVE WEIGHT CAPACITY WARRANTY**



Clear, protective edge bumper (back)

G6 Ultimate adjustable lockable arm offers height and width adjustment on low rise "T" style base. Arm cap is soft touch self-skinned urethane

5¼" ratchet back height adjustment supported on 3' back bar

Ultracell high density (HD), highly resilient (HR) Bio Foam



Heavy duty pneumatic seat height adjustment

Heavy Duty Tilt-tension adjustment to match user's weight

Heavy duty double clutch tilt-lock control

Five-legged, injection molded, fiberglass reinforced nylon Black spider base

**GCTS35032-3**

High Back HD 24 HR Multi-Tilter with Standard seat


Harmony HD 24/7 multi-tilter models have been designed to meet the demands of multi-shift use, seven days a week, three shifts a day



Clear, protective edge bumper all around perimeter of back to prevent damage from impact with other furniture.












Heavy Duty Tilt-tension adjustment to match user's weight. Heavy Duty double clutch tilt lock control.










Heavy Duty pneumatic cylinder for extra support.








Schukra™ depth adjustable lumbar support is designed to suit users and comfort requirements. Standard on selected models.





DESCRIPTION	DIMENSIONS			SEAT HEIGHT
	W	D	H	
	IN	IN	IN	IN
	mm	mm	mm	mm
 <b>GC35011-3</b> Low back multi-tilter with small scale seat. <b>GC35012-3</b> As above except with standard seat.	25 635	23 584	37.5 953	16-20 406-508
 <b>GC35018</b> Sidechair with sled base.	21 533	24 610	41.25 1048	18 457
 <b>GC35019</b> Armchair with sled base.	26 660	24 610	41.25 1048	18 457
 <b>GC35022-3</b> Medium back Multi-tilter with standard scale seat. <b>GC35023-3</b> As above except with generous seat.	26 660	24 610	42.5 1080	18-22 457-559
 <b>GC35022-4</b> Medium Back Tilter with standard seat.	26 660	24 610	42 1067	17-21 432-533
 <b>GC35022-5</b> Medium back operator chair with standard seat.	26 660	24 610	40.5 1029	17-21 432-533
 <b>GC35022-6</b> Medium back task with standard seat.	26 660	24 610	42.5 1080	17-22 432-559
 <b>GC35024-3</b> Medium back Bariatric multi-tilter.	29 737	26.5 673	42.5 1080	16.5-20.5 419-521
 <b>GC35033-2</b> High back Knee-tilter with generous seat. <b>GC35032-2</b> As above except with standard seat.	26.5 673	25 635	44.5 1130	17.5-21.5 445-546

DESCRIPTION	DIMENSIONS			SEAT HEIGHT
	W	D	H	
	IN	IN	IN	IN
	mm	mm	mm	mm
 <b>GC35033-3</b> High back multi-tilter with generous seat. <b>GC35032-3</b> As above except with standard seat.	26.5 673	25 635	45 1143	18-22 457-559
 <b>GC35034-3</b> High back Bariatric multi-tilter with adjustable height headrest.	29 737	27.5 699	50.5 1283	16.5-20.5 419-521
 <b>GC35122-5</b> Armless medium back operator chair with standard seat.	20.5 521	24 610	40.5 1029	17-21 432-533
 <b>GC35122-6</b> Armless medium back task with standard seat.	20.5 521	24 610	42.5 1080	17-22 432-559
 <b>GC35211-5</b> Low back operator stool.	25 635	23 584	47 1194	24-34 610-864
 <b>GC35211-6</b> Low Back Task Stool.	25 635	23 584	48 1219	24-34 610-864
 <b>GC35311-5</b> Armless low back operator stool.	19.5 495	23 584	47 1194	24-34 610-864
 <b>GC35311-6</b> Armless low back task stool.	19.5 495	23 584	48 1219	24-34 610-864
 <b>GC36011-3</b> Low back multi-tilter with Schukra and small seat. <b>GC36012-3</b> As above except with standard seat.	25 635	23 584	37.5 953	16-20 406-508





DESCRIPTION	DIMENSIONS			SEAT HEIGHT
	W	D	H	
	IN	IN	IN	IN
	mm	mm	mm	mm
 <b>GC36022-3</b> Medium back multi-tilter with Schukra and standard seat.	26	24	42.5	18-22
<b>GC36023-3</b> As above except with generous seat.	660	610	1080	457-559
 <b>GC36032-2</b> High back knee-tilter with Schukra and generous seat.	26.5	25	44.5	17.5-21.5
<b>GC36032-2</b> As above except with standard seat.	673	635	1130	445-546
 <b>GC36033-3</b> High back multi-tilter with Schukra and generous seat.	26.5	25	45	18-22
<b>GC36032-3</b> As above except with standard seat.	673	635	1143	457-559
 <b>GCTS35011-3</b> Low back 24 hour multi-tilter with small scale seat.	25	23	37.5	16-20
<b>GCTS35012-3</b> As above except with standard seat.	635	584	953	406-508
 <b>GCTS35022-3</b> Medium back 24 hour multi-tilter with standard seat.	26	24	42.5	18-22
<b>GC35023-3</b> As above except with generous seat.	660	610	1080	457-559

DESCRIPTION	DIMENSIONS			SEAT HEIGHT
	W	D	H	
	IN	IN	IN	IN
	mm	mm	mm	mm
 <b>GCTS35033-3</b> High back 24 hour multi-tilter with large seat.	26.5	25	45	18-22
<b>GCTS35032-3</b> As above except with standard seat.	673	635	1143	457-559
 <b>GCTS36011-3</b> Low back 24 hour multi-tilter with Schukra and small seat.	25	23	37.5	16-20
<b>GCTS36012-3</b> As above except with standard seat.	635	584	953	406-508
 <b>GCTS36022-3</b> Medium back 24 hour multi-tilter with Schukra and standard seat.	26	24	42.5	18-22
<b>GCTS36023-3</b> As above except with standard seat.	660	610	1080	457-559
 <b>GCTS36033-3</b> High back 24 hour multi-tilter with Schukra and generous seat.	26.5	25	45	18-22
<b>GCTS36032-3</b> As above except with standard seat.	673	635	1143	457-559

© 2012 © All Trade-Marks of GLOBAL TOTAL OFFICE. These products may be covered by one or more issued patents or pending patent applications in Canada, the U.S. and elsewhere. All intellectual property rights in applicable trademarks, patents and industrial designs are strictly reserved. Specifications are correct at time of printing. Printed in Canada. Creative / Global Group Design Center 010213 / 12.0123



This brochure provides an overview of the key features and benefits of the GLOBALcare product. For a full list of products available, including specifications, fabrics and finishes, please visit [www.thinkglobalcare.com](http://www.thinkglobalcare.com). Please refer to our GLOBALcare binder for pricing inquiries or contact your local GLOBALcare sales representative.

**Global - Canada**  
The Global Group, 1350 Flint Rd., Downsview ON Canada M3J 2J7  
Sales & Marketing: Tel (1-877) 446-2251  
Customer Service: Fax (800) 361-3182  
Government Customer Service: Fax (416) 739-6319

**Global - U.S.A.**  
17 West Stow Road P.O. Box 562  
Marlton New Jersey U.S.A. 08053  
Tel (856) 596-3390 (800) 220-1900  
Fax (856) 596-5684

**Global - International**  
560 Supertest Road Downsview  
Ontario Canada M3J 2M6  
Tel (416) 661-3660 (800) 668-5870  
Fax (416) 667-1821

**GGI Office Furniture (UK) Ltd.**  
Global Way Darwen  
Lancashire UK BB3 0RW  
Tel +44(0) 1254 778500  
Fax +44(0) 1254 778519

